

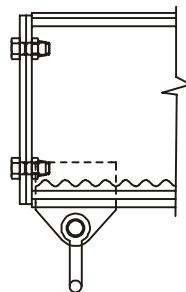
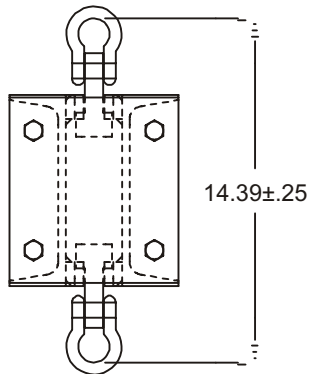
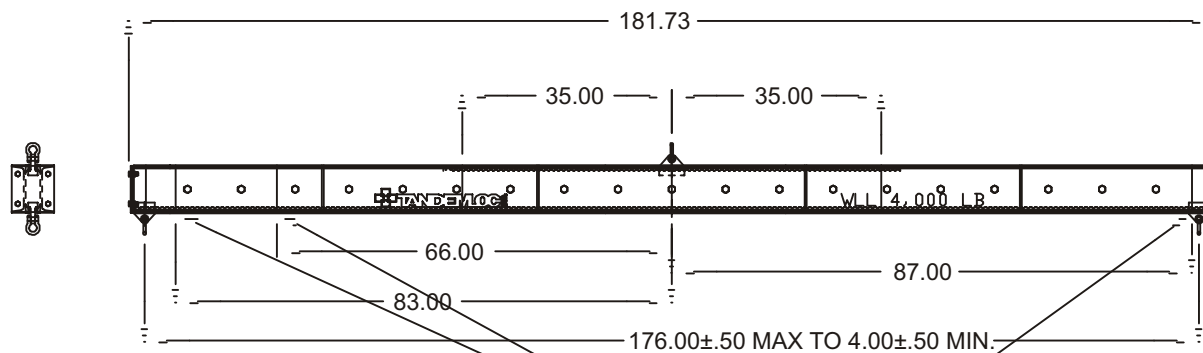
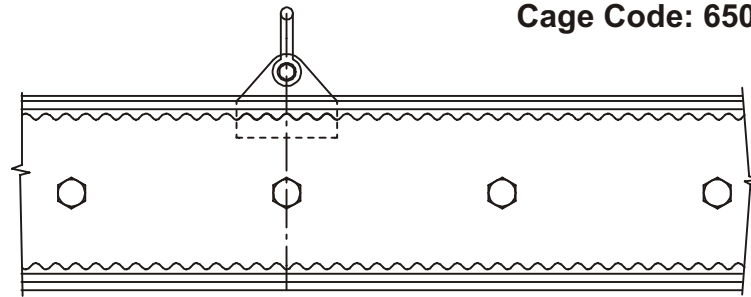
LIFT BEAM TOP & BOTTOM SLIDING LIFT EYES (K1005CB-1PA)

Cage Code: 65059 | Drawing No: SK1005CB | Revision: -- | Sheet: 1 of 1

UNLESS OTHERWISE SPECIFIED, DIMENSIONS ARE IN INCHES
DO NOT SCALE DRAWING

TOLERANCES ARE:
.XX .06
.XXX .030
OVER 63 1/1000 OF DIM.

LOST WAX CASTING TOL. IS:
0" TO 4" ±.030
4.01" TO 7" ±.038
7.01 TO 10.5" ±.045
OVER 10.5" ±.052



BLUE VINYL ARROWHEADS TO BE MARKED ON
BOTTOM FLANGE MARKING THESE THREE POINTS

NOTES:

1. MFD IN ACCORDANCE WITH ANSI B 30.20.
2. MATERIAL STEEL PAINTED SAFETY YELLOW.
3. WORK LOAD LIMIT (WLL) IS 4,000 LB. PROOF TESTED TO 125% OF WLL.
4. WEIGHT: 564 LB.

To avoid lifter failure, potential death and property damage, never exceed WLL (Working Load Limit)

This document contains the proprietary information of Tandemloc, Inc. and your access and use shall be, and is at all times, pursuant to and limited by the Tandemloc, Inc. Terms of Use.

You shall not, and shall not encourage, assist, or authorize another party to copy, distribute, publically display, modify, reverse engineer, decompile, or take any other action to reproduce or replicate this document or the information contained herein. © Copyright 2012 by Tandemloc, Inc.

Dimensions are subject to manufacturing tolerance and change.



Email: info@tandemloc.com • www.tandemloc.com
824 Highway 101 • Havelock, NC 28532
TEL: 1.800.258.7324 (252.447.7155)
FAX: 1.800.892.3273 (252.447.5502)

Tandemloc designs, manufactures and tests lifting, securing and mobilizing components for all industries. See our website for details and important safety information.
Read all safety labels and instructions prior to use. Product to be used by qualified personnel only.