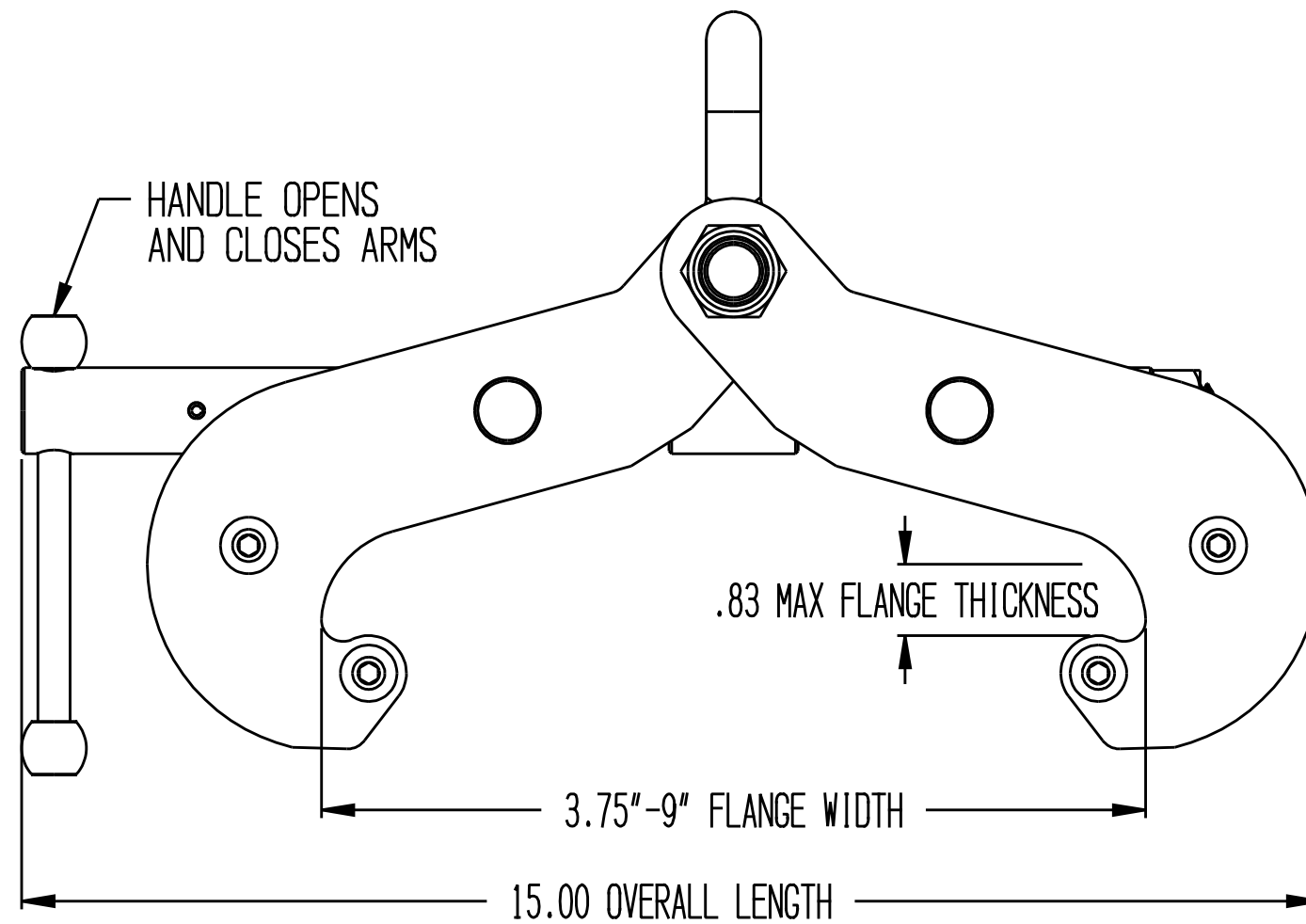
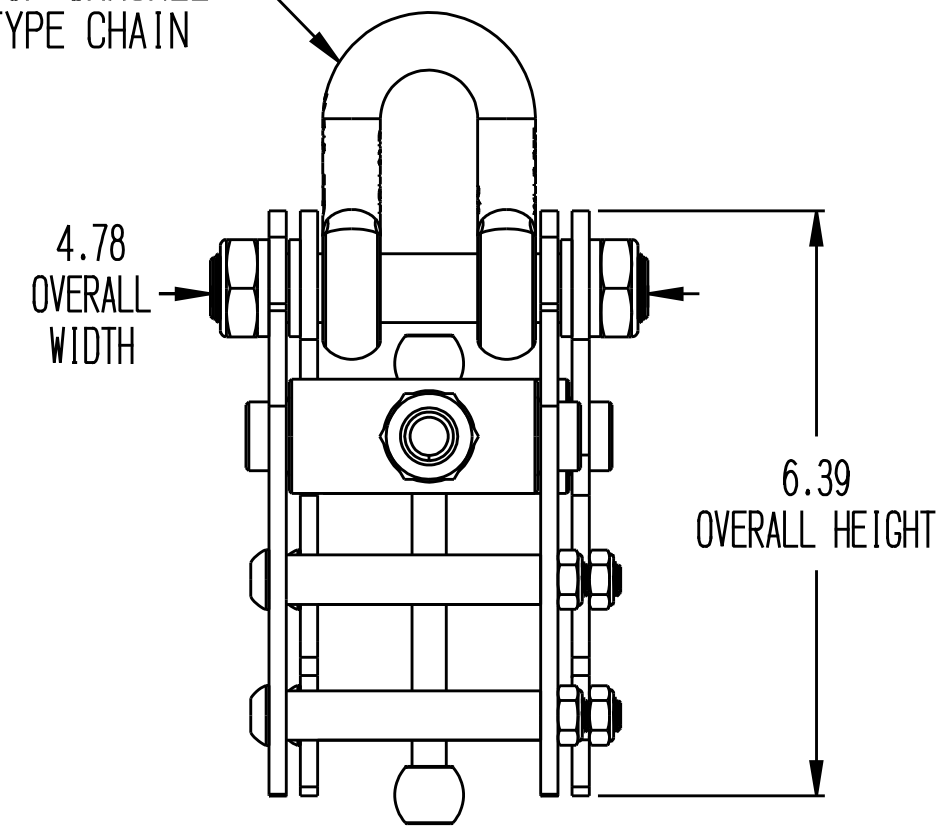


REVISIONS			
REV	DESCRIPTION	DATE	APPROVED
A	CHANGE MINIMUM FLANGE WIDTH TO 3.75", WAS 3"	7/14/22	JL



3.25 TON SHACKLE
BOLT TYPE CHAIN

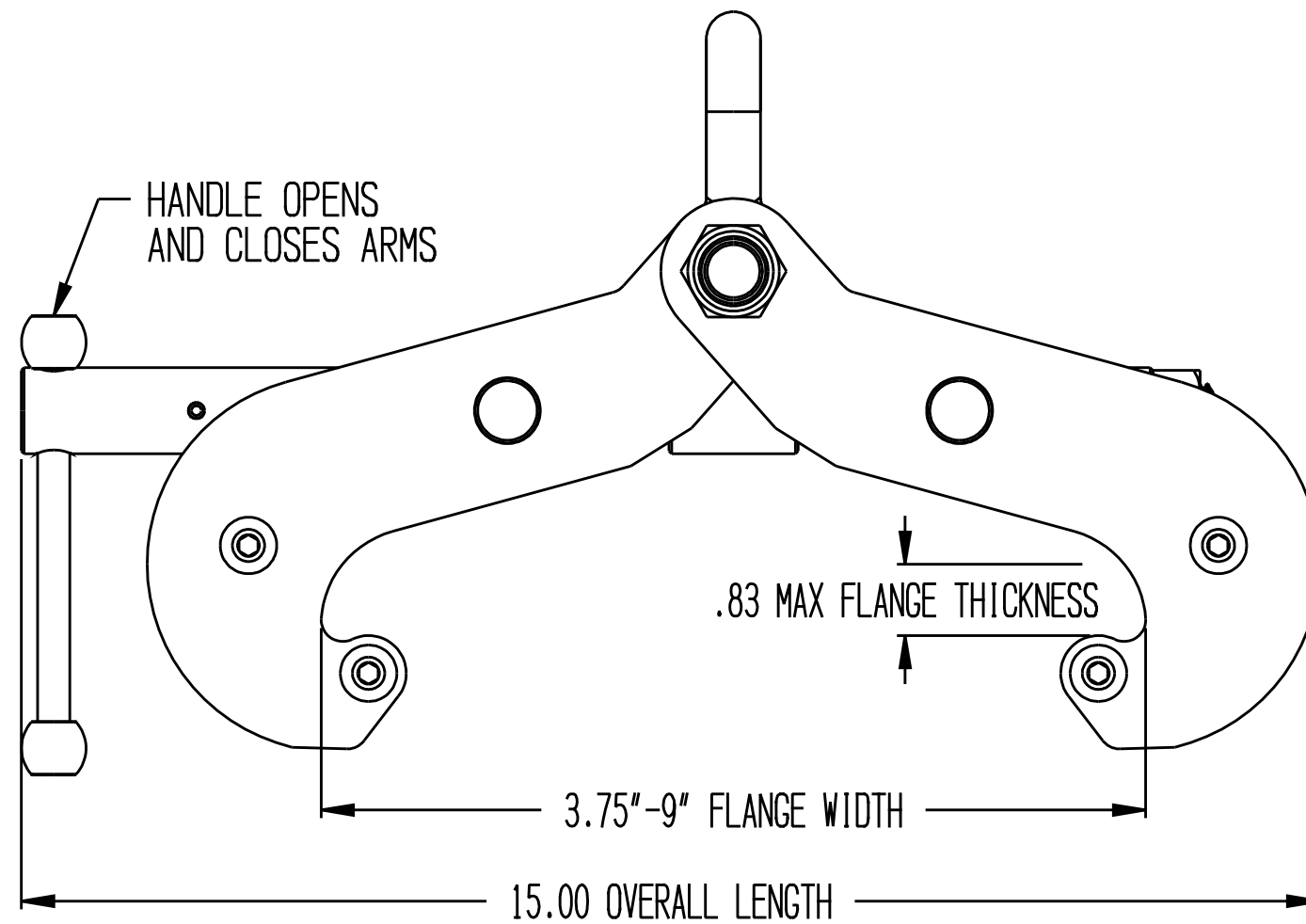


NOTES:

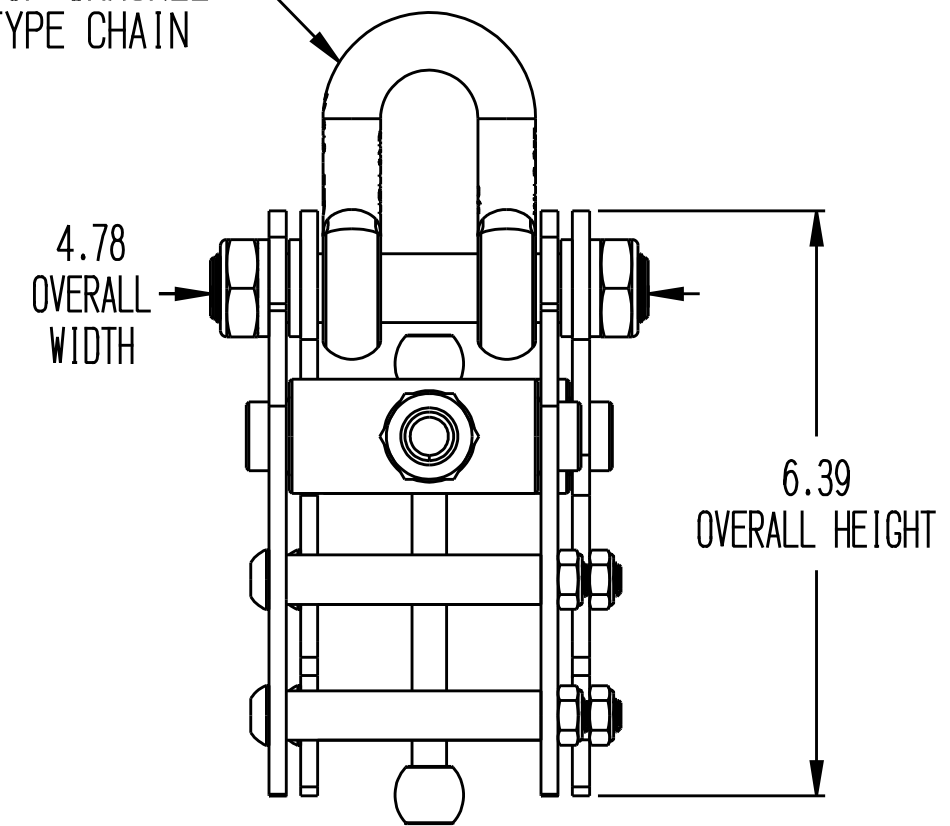
1. PART NO.: AQ25A00-01C-PA, 3.75"-9" BEAM CLAMP
2. WLL: 2,000 LB.
3. PROOF TESTED TO 125% (2,500 LB.) AND CERTIFIED
4. STANDARD SPECIFICATION # EAD21000A APPLIES
5. FINISH: SANDBLAST, PRIME AND PAINT SAFETY YELLOW
6. CALCULATED WEIGHT: 10.5 LB.
7. DESIGNED AND MANUFACTURED TO MEET OR EXCEED ASME B30.20 AND BTH-1, DESIGN CATEGORY B, SERVICE CLASS 0.

<small>(X) "X" DENOTES APPLICABLE DATA UNLESS OTHERWISE NOTED, DIMENSIONS ARE IN INCHES & TOLERANCES ARE: .XX ±.06 .XXX ±.0007 .XXX ±.03</small>	<small>"X" DENOTES APPLICABLE DATA LOST MAX CASTING TOL. IS: 0 TO 4" ±.030 , 4.01" TO 7" ±.036" 7.01" TO 10.5" ±.045" OVER 10.5" ±.052"</small>		
		TITLE AQ25A00-01C-PA 3.75"-9" BEAM CLAMP	
<small>THIS DOCUMENT CONTAINS DATA WHICH IS EITHER PATENTED, PATENT PENDING OR IS THE PROPERTY OF TANDEMOC, INC. DISCLOSURE, OR COPYING WITHOUT THE WRITTEN AUTHORIZATION OF TANDEMOC, INC. IS EXPRESSLY PROHIBITED.</small>	APPROVALS DRAWN: DAH	DATE 10-05-16	SIZE: D CASE CODE: 65059 SCALE:
		PART NO.: AQ25A00-01C-PA	REV.: - SHEET 1 OF 1

REVISIONS			
REV	DESCRIPTION	DATE	APPROVED
A	CHANGE MINIMUM FLANGE WIDTH TO 3.75", WAS 3"	7/14/22	JL



3.25 TON SHACKLE
BOLT TYPE CHAIN



NOTES:

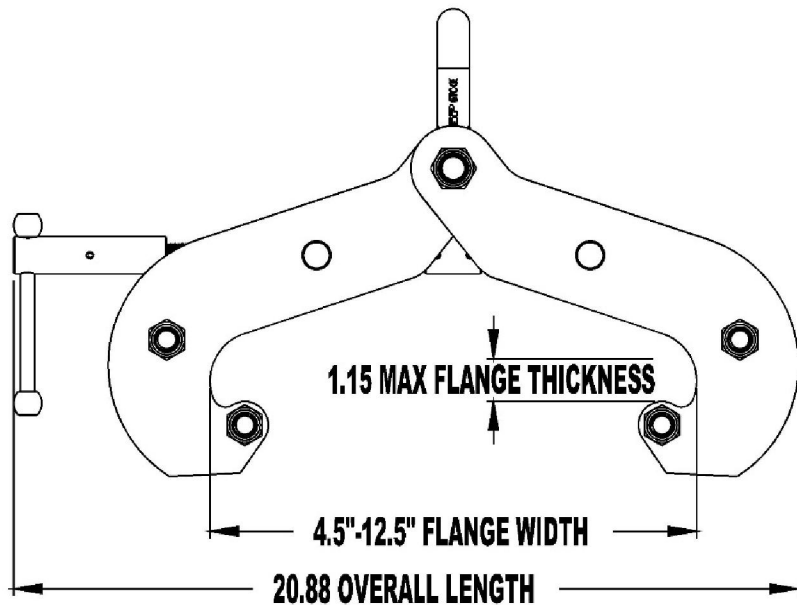
1. PART NO.: AQ25A00-02C-PA, 3.75"-9" BEAM CLAMP
2. WLL: 4,000 LB.
3. PROOF TESTED TO 125% (5,000 LB.) AND CERTIFIED
4. STANDARD SPECIFICATION # EAD21000A APPLIES
5. FINISH: SANDBLAST, PRIME AND PAINT SAFETY YELLOW
6. CALCULATED WEIGHT: 12 LB.
7. DESIGNED AND MANUFACTURED TO MEET OR EXCEED ASME B30.20 AND BTH-1, DESIGN CATEGORY B, SERVICE CLASS 0.

<input checked="" type="checkbox"/> DIM DENOTES APPLICABLE DATA UNLESS OTHERWISE NOTED, DIMENSIONS ARE IN INCHES & TOLERANCES ARE: .XX ±.06 .XXX ±.0007 .XXX ±.03		<input type="checkbox"/> DIM DENOTES APPLICABLE DATA LOST MAX CASTING TOL. IS: 0 TO 4" ±.030 , 4.01" TO 7" ±.036" 7.01" TO 10.5" ±.045" OVER 10.5" ±.052"			
THIS DOCUMENT CONTAINS DATA WHICH IS EITHER PATENTED, PATENT PENDING OR IS THE PROPERTY OF TANDEMLOC, INC. DISCLOSURE, OR COPYING WITHOUT THE WRITTEN AUTHORIZATION OF TANDEMLOC, INC. IS EXPRESSLY PROHIBITED.		APPROVALS DRAWN: DAH	DATE 10-05-16	TITLE AQ25A00-02C-PA 3"-9" BEAM CLAMP	
SIZE D	CASE CODE 65059	DIM NO. SAQ25A00-02C-PA	REV. A	SCALE SHEET 1 OF 1	

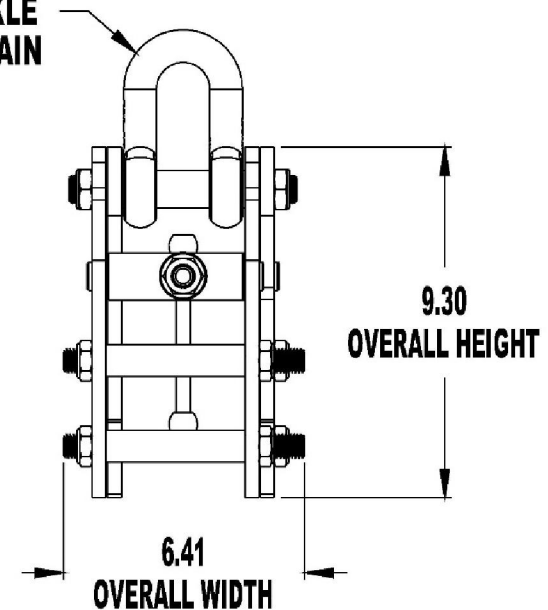
4.5"-12.5" BEAM CLAMP, WLL 6,000 LB. (AQ25A00-03C-PA)

Cage Code: 65059 | Drawing No: SAQ25A00-03C-PA | Revision: - | Sheet: 1 of 1

UNLESS OTHERWISE SPECIFIED, DIMENSIONS ARE IN INCHES



6.5 TON SHACKLE
BOLT TYPE CHAIN



NOTES:

1. PART NO.: AQ25A00-03C-PA, 4.5"-12.5" BEAM CLAMP
2. WLL: 6,000 LB.
3. PROOF TESTED TO 125% (7,500 LB.) AND CERTIFIED
4. STANDARD SPECIFICATION # EAD21000A APPLIES
5. FINISH: SANDBLAST, PRIME AND PAINT SAFETY YELLOW
6. CALCULATED WEIGHT: 27 LB.
7. DESIGNED AND MANUFACTURED TO MEET OR EXCEED ASME B30.20 AND BTH-1, DESIGN CATEGORY B, SERVICE CLASS 0.

To avoid lifter failure, potential death and property damage, never exceed WLL (Working Load Limit).

This document contains the proprietary information of Tandemloc, Inc. and your access and use shall be, and is at all times, pursuant to and limited by the Tandemloc, Inc. Terms of Use.

You shall not, and shall not encourage, assist, or authorize another party to copy, distribute, publicly display, modify, reverse engineer, decompile, or take any other action to reproduce this document or the information contained herein. © Copyright 2014 by Tandemloc, Inc.

Dimensions are subject to manufacturing tolerance and change.



Email: info@tandemloc.com • www.tandemloc.com

824 Highway 101 • Havelock, NC 28532

Tel: 1.800.258.7324 (252.447.7155)

FAX 1.800.892.3273 (252.447.5502)

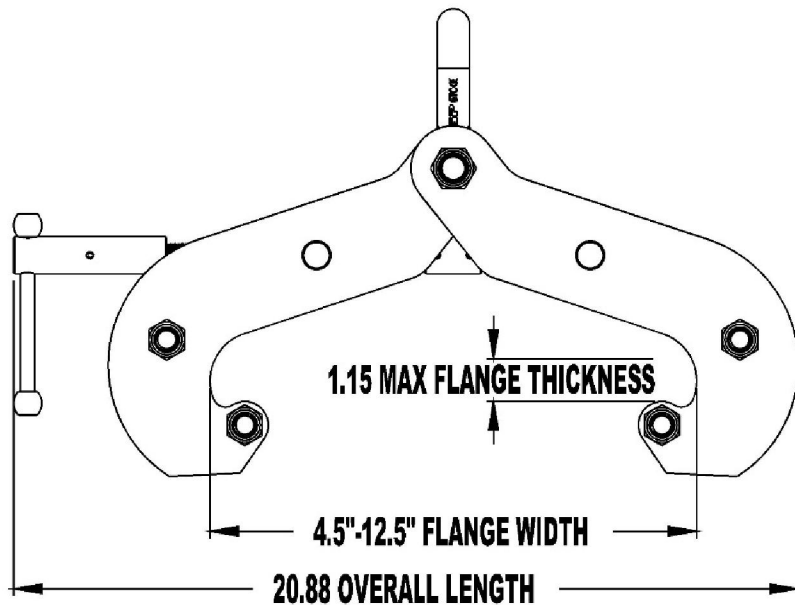
Tandemloc, Inc. designs, manufactures and tests lifting, securing and mobilizing components for all industries. See our website for details and important safety information.

Read all safety labels and instructions prior to use. Product to be used by qualified personnel only.

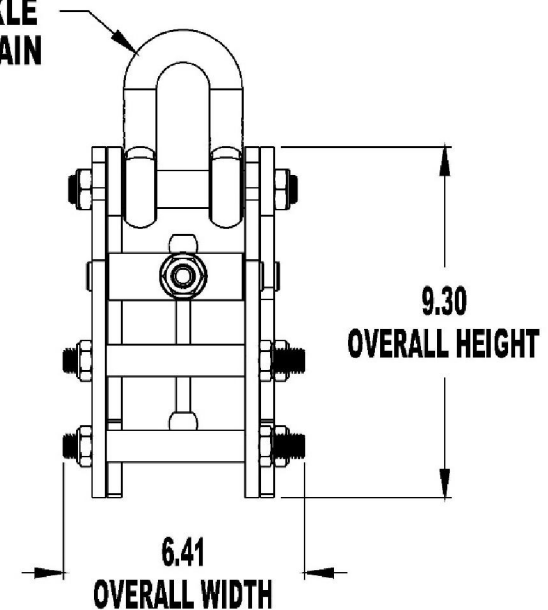
4.5"-12.5" BEAM CLAMP, WLL 10,000 LB. (AQ25A00-05C-PA)

Cage Code: 65059 | Drawing No: SAQ25A00-05C-PA | Revision: - | Sheet: 1 of 1

UNLESS OTHERWISE SPECIFIED, DIMENSIONS ARE IN INCHES



6.5 TON SHACKLE
BOLT TYPE CHAIN



NOTES:

1. PART NO.: AQ25A00-05C-PA, 4.5"-12.5" BEAM CLAMP
2. WLL: 10,000 LB.
3. PROOF TESTED TO 125% (12,500 LB.) AND CERTIFIED
4. STANDARD SPECIFICATION # EAD21000A APPLIES
5. FINISH: SANDBLAST, PRIME AND PAINT SAFETY YELLOW
6. CALCULATED WEIGHT: 27 LB.
7. DESIGNED AND MANUFACTURED TO MEET OR EXCEED ASME B30.20 AND BTH-1, DESIGN CATEGORY B, SERVICE CLASS 0.

To avoid lifter failure, potential death and property damage, never exceed WLL (Working Load Limit).

This document contains the proprietary information of Tandemloc, Inc. and your access and use shall be, and is at all times, pursuant to and limited by the Tandemloc, Inc. Terms of Use.

You shall not, and shall not encourage, assist, or authorize another party to copy, distribute, publicly display, modify, reverse engineer, decompile, or take any other action to reproduce this document or the information contained herein. © Copyright 2014 by Tandemloc, Inc.

Dimensions are subject to manufacturing tolerance and change.



Email: info@tandemloc.com • www.tandemloc.com

824 Highway 101 • Havelock, NC 28532

Tel: 1.800.258.7324 (252.447.7155)

FAX 1.800.892.3273 (252.447.5502)

Tandemloc, Inc. designs, manufactures and tests lifting, securing and mobilizing components for all industries. See our website for details and important safety information.

Read all safety labels and instructions prior to use. Product to be used by qualified personnel only.